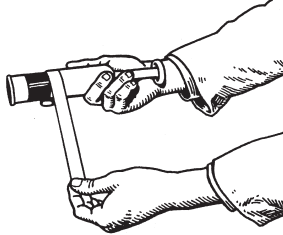


Barrier Style Techkit

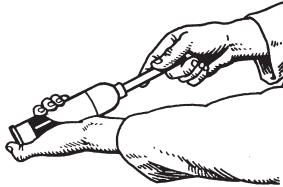
Instructions For Use:

CAUTION!

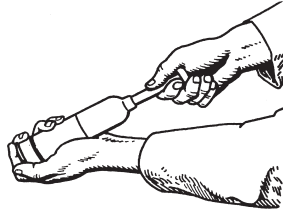
Wear eye protection when using these cartridges.



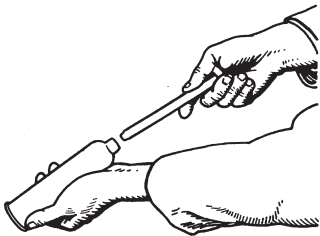
1 Remove tape from cartridge. Pull mixing rod to the neck of the cartridge.



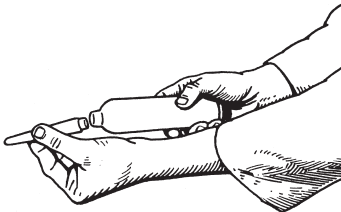
2 Squeeze the cartridge where the tape was to deform the foil barrier.




3 Push mixing rod to bottom of the cartridge and begin stroking with a clockwise twisting motion from top to bottom. Mix for at least 60 strokes (a stroke being a complete in and out motion), or until material is uniform. Hold back cap while mixing.



4 Hold cartridge at the neck and unscrew mixing rod with three counter-clockwise turns and discard.



5 Screw nozzle into cartridge, remove bottom flange cap.



6 Place cartridge in gun and dispense resin.

KitPackers®

AN ELLSWORTH ADHESIVES COMPANY 

262-253-5900 • 866-322-8322

N117 W18711 Fulton Drive
Germantown, WI 53022